

---

# Technical Specification

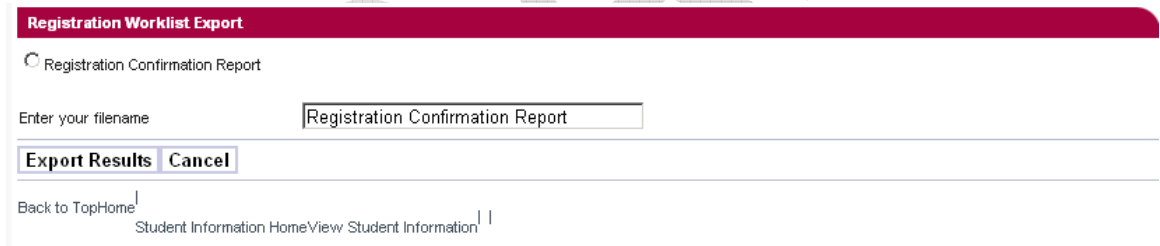
## Student Information Service

### Attendance and Student Information Import & Export Files

<b>VERSION:</b>	1.7
<b>LAST UPDATED:</b>	22/12/2011

## TABLE OF CONTENTS

<b>1.</b>	<b>Revision History .....</b>	<b>4</b>
<b>2.</b>	<b>Release History .....</b>	<b>4</b>
<b>3.</b>	<b>Terminology .....</b>	<b>5</b>
<b>4.</b>	<b>Document Overview .....</b>	<b>6</b>
4.1	Introduction .....	6
4.2	Purpose of document .....	6
4.3	Intended Audience.....	6
4.4	Scope.....	7
<b>5.</b>	<b>Interface Definition.....</b>	<b>7</b>
5.1	File Exports.....	7
5.1.1	Student Information Exports .....	8
	Please note that the attendance code in the export results will correspond to the code for the current liability period.....	9
5.1.2	Attendance Worklist Export .....	9
5.1.3	Registration Worklist Export .....	9
	.....	10
5.1.4	Combined Worklist Export .....	10
5.1.5	Remittance Report Export .....	10
5.2	File Import.....	11
5.2.1	Attendance File Import .....	12
5.2.2	Registration File Import .....	12
5.2.3	Combined Confirmation File Import.....	13
<b>6.</b>	<b>Versioning.....</b>	<b>14</b>
<b>7.</b>	<b>File Definitions.....</b>	<b>14</b>
7.1	Summary Student Attendance Information File.....	14
7.2	Summary Student Registration Information File.....	14





7.3	Attendance Confirmation Report File .....	14
7.4	Registration Confirmation Report File .....	14
7.5	Extended Student Information File .....	15
7.6	Attendance Import File .....	15
7.7	Registration Import File .....	15
7.8	Combined Confirmation Import File.....	15
7.9	Remittance Report File.....	15
7.10	Student Information, Attendance and Registration File Formatting .....	15
7.11	Remittance Report File Formatting .....	15
<b>8.</b>	<b>Import Security &amp; Validation .....</b>	<b>16</b>
8.1	Authentication.....	16
8.2	Business Authorisation.....	16
8.2.1	Initial File Validation.....	16
8.2.2	Full File Validation .....	17
8.2.3	Business Rule Validation.....	17
8.3	Submission Summary.....	18
8.4	Processing attendance confirmations .....	19
8.5	Processing registration confirmations .....	19
<b>9.</b>	<b>Data Volumes.....</b>	<b>19</b>
<b>10.</b>	<b>External Testing .....</b>	<b>20</b>
<b>Appendix A – Attendance Codes.....</b>		<b>21</b>
<b>Appendix B – Summary Student Attendance Information/Attendance Confirmation Report/Import File Definition.....</b>		<b>22</b>
<b>Appendix C – Summary Student Registration Information/Registration Confirmation Report File Definition .....</b>		<b>26</b>
<b>Appendix D – Registration Confirmation Import File Definition.....</b>		<b>30</b>
<b>Appendix E –Extended Student Information File Definition .....</b>		<b>32</b>
<b>Appendix F – Remittance Report File Definition.....</b>		<b>38</b>

## 1. Revision History

Date	Version	Status	Editor/ Author	Comment
26/04/2010	0.1	Initial Draft	Saul Zarrate	Initial Revision.  <b>PLEASE NOTE THAT DETAILS RELATING TO THE REMITTANCE REPORT EXPORT WILL BE ADDED IN A LATER VERSION. THE FILE DEFINITION IS HOWEVER INCLUDED IN APPENDIX F</b>
19/05/2010	0.2	Updated Draft	Jennifer Caira	Further clarifications on process and details of the Remittance Report export included
28/06/2010	0.3	Updated Draft	Jennifer Caira	Clarification of filter requirements and encoding type to be used
23/09/2010	1.0	Signed Off	Jennifer Caira	
29/08/2011	1.1	Updated Draft	Jennifer Caira	Updated to include the following for AY 12/13: <ul style="list-style-type: none"> <li>• Updated format for Extended Student Information Export</li> <li>• Addition of Registration Export &amp; Import</li> <li>• Addition of Combined Confirmation Export &amp; Import</li> <li>• Updates to Attendance Import functionality</li> </ul> <b>PLEASE NOTE THAT DETAILS RELATING TO THE REGISTRATION FILE WILL BE ADDED IN A LATER VERSION. THE FILE DEFINITION IS HOWEVER INCLUDED IN APPENDICES C &amp; D</b>

## 2. Release History

Release Date	Version	Status	Comment
February 2011	V1.0	Live	Initial implementation of the Student Information Service which includes Student Information, Attendance, Financial Reporting and updates to the CoC Service
ESTIMATED JULY 2012	V2.0	In Pre-project analysis	Implementation of registration and combined registration and attendance confirmations into SIS.



			Updates to existing attendance confirmation functionality to account for three confirmations
--	--	--	--

### 3. Terminology

Acronym/Term	Definition
SLC	Student Loans Company
HEI	Higher Education Institution, a body offering tertiary educational services
CoC	Change of Circumstance
SAAS	Student Awards Agency for Scotland
ACR	Attendance Confirmation Report
SIS	Student Information Service

## 4. Document Overview

### 4.1 Introduction

Until Academic Year 10/11 HEIs used to receive files from SLC containing information of students requiring attendance confirmation (ACR files). HEIs would then be required to update the file and return it to SLC.

Until Academic Year 12/13 HEIs used to also receive files from SLC containing information of student requiring registration confirmation (SSAR files). HEIs would then be required to create a confirmation file from this (SSAC file) and return it to SLC.

On receipt of these confirmations from the HEI, SLC would release tuition fee payments to the HEI as well as maintenance and any relevant bursary payments to students.

The Student Information Service replaces the previous process and provides functionality for HEIs to confirm registration and attendance online. This can be done either through the SIS screens on the HE Portal or by exporting a file, updating it with the relevant information for their students and then importing it into the new system.

The format of the file which the HEIs will be able to import into the new system will be the same as the file previously sent to SLC

The Student Information Service also replaces the existing process of making Remittance Reports available to HEIs. Previously, SLC would make the Remittance reports created available for an HEI to download. These will now be available to view through the SIS and the HEIs will be given the option to export the reports if required.

***Note:** All images included in this document are prototypes of the screens and may not represent the final branding, labelling or positioning of the elements on the page.*

### 4.2 Purpose of document

This document provides information on the files which can be exported from and imported into the SIS.

It details the expected format of these files as well as providing information related to the validations carried out when a file is being imported and how any validation failures can be viewed.

This document will be updated when any changes are made to any of the file formats or validations relating to each file type. It will be made clear whether the change on the document requires a change to any of the file formats and hence whether a new version of any of the formats is required.

### 4.3 Intended Audience

This document is intended to be read by any user of the Student Information, Attendance Confirmation or Registration Confirmation processes who:

- Intends to confirm attendance or registration via the file import.

- Intends to obtain student details from the Student Information Service.
- Intends to build a system to create an attendance or registration file which can be imported into Student Information Service
- Intends to build a system to import a file extracted from the Student Information Service

## 4.4 Scope

This document is limited to

- Defining the format of the files described in this specification.
- Defining the validations carried out on imported data.

This document does not intend to give details of how to use the SIS. It does however provide a guide for these operations. For further details on this please refer to the SIS training material *(To be issued later in the development cycle)*.

## 5. Interface Definition

### 5.1 File Exports

The types of files which can be exported from the SIS are detailed below:

1. **Summary Student Attendance Information** file
2. **Summary Student Registration Information** file
3. **Attendance Confirmation Report** file
4. **Registration Confirmation Report** file
5. **Combined Confirmation Report** file
6. **Extended Student Information** file
7. **Remittance Report** file

The format of the **Summary Student Attendance Information** file and the **Attendance Confirmation Report** file are the same (this export is in the same format as the existing ACR file and can be run at any time during the year). The difference between these files is the data which they contain.

- The **Summary Student Attendance Information** file is created from the View Student Information screen and will include all student details which relate to the search criteria entered.
- The **Attendance Confirmation Report** file is created from the Attendance Worklist screen and will only include student details which relate to the search criteria entered where SLC require attendance information.

The format of the **Summary Student Registration Information** file, **Registration Confirmation Report** file and the **Combined Confirmation Report** file are the same

(these will be in the same format as the existing SSAR file format and can be run at any time during the year). The difference between these files is the data which they contain:

- The **Summary Student Registration Information** file is created from the View Student Information screen and will include all student details which relate to the search criteria entered.
- The **Registration Confirmation Report** file is created from the Registration Worklist screen and will only include student details which relate to the search criteria entered where SLC require registration to be confirmed.
- The **Combined Confirmation Report** file is created from the Combined Worklist screen and will only include student details which relate to the search criteria entered.

The **Extended Student Information** file is created from the View Student Information screen. This file is based on the same format as the Attendance Confirmation Report and the Summary Student Attendance Information but has additional fields included at the end of the file (this is essentially the same as the Tuition Fee Balance Report with additional fields included).

The **Remittance Report** file is created from the Remittance Report screen for full time and part time reports. The format and details contained within this file is the same as the existing Remittance Report received by HEIs from SLC.

**Please note:** The Attendance Code field in the export will be populated with the attendance code for the current liability period (where a code has been either submitted or saved).

If the file is to be imported into another system which cannot accept this field being populated, the “Attendance Status” filter criteria should be used and the value “Awaiting Attendance Confirmation” should be selected. This will only return student details where attendance codes have not been saved or submitted and therefore the Attendance Code field will be NULL.

### 5.1.1 Student Information Exports

In order to export a file from the View Student Information screen, users with the “HEI Student Information Advisor” or “HEI Attendance Administrator” roles will:

1. Log into the **HE Portal**.
2. Select **Student Information Service**
3. Select **Student Information Home > View Student Information**
4. Select the filter criteria required and select either the **Filter and Export Results** button or the **Filter and Display Results** button followed by the **Export Results** button
5. Select to export the information in either the **Summary Student Attendance Information, Summary Student Registration Information** or **Extended Student Information** format (the system will default the filename depending which option is chosen – either “Summary Student Attendance Information

Export” , “Summary Student Registration Information Export” or “Extended Student Information Export” )

**Please note that the attendance code in the export results will correspond to the code for the current liability period.**

6. Select the **Export Results** button

The screenshot shows a dialog box titled "Student Information Export". It contains three radio button options: "Summary Student Attendance Information" (which is selected), "Summary Student Registration Information", and "Extended Student Information". Below these options is a text field labeled "Enter your filename" containing the text "Summary Student Attendance Information". At the bottom of the dialog are two buttons: "Export Results" and "Cancel".

### 5.1.2 Attendance Worklist Export

In order to export a file from the Attendance Worklist screen, users with the “HEI Attendance Administrator” role will:

1. Log into the **HE Portal**.
2. Select **Student Information Service**
3. Select **Attendance Home > Attendance Worklist**
4. Select the filter criteria required and select either the **Filter and Export Results** button or the **Filter and Display Results** button followed by the **Export Results** button
5. The **Attendance Confirmation Report** format will be selected and the filename will be populated with “Attendance Confirmation Report Export”
6. Select the **Export Results** button

The screenshot shows a dialog box titled "Attendance Worklist Export". It contains a radio button option "Attendance Confirmation Report" which is selected. To the right of this option is a text field labeled "Enter your filename" which is currently empty. At the bottom of the dialog are two buttons: "Cancel" and "Export Results".

### 5.1.3 Registration Worklist Export

In order to export a file from the Registration Worklist screen, users with the “HEI Registration Administrator” role will:

1. Log into the **HE Portal**.

2. Select **Student Information Service**
3. Select **Registration Home > Registration Worklist**
4. Select the filter criteria required and select either the **Filter and Export Results** button or the **Filter and Display Results** button followed by the **Export Results** button
5. The **Registration Confirmation Report** format will be selected and the filename will be populated with “Registration Confirmation Report Export”
6. Select the **Export Results** button

#### 5.1.4 Combined Worklist Export

In order to export a file from the Combined Worklist screen, users with the “HEI Combined Administrator” role will:

1. Log into the **HE Portal**.
2. Select **Student Information Service**
3. Select **Combined Home > Combined Worklist**
4. Select the filter criteria required and select either the **Filter and Export Results** button or the **Filter and Display Results** button followed by the **Export Results** button
5. The **Combined Confirmation Report** format will be selected and the filename will be populated with “Combined Confirmation Report Export”
6. Select the **Export Results** button

#### 5.1.5 Remittance Report Export

In order to export a file from the Remittance Report screens, users with the “HEI SIS Report Advisor” role will:

1. Log into the **HE Portal**.

2. Select **Student Information Service**
3. Select **Financial Reports** and then **Remittance Report**
4. Select the filter criteria required and select the **Display** button
5. A list of reports created within the timeframe entered will be displayed

You are administering **TEST UNIVERSITY**

Attendance Remittance Report

**Remittance Report** Help

Month  Year

**List of Remittance Reports - March 2010**

Report Date	Academic Year	Support Type	Payment Type
<a href="#">01/03/2010</a>	08/09	Part Time Support	Tuition Fee Grant
<a href="#">01/03/2010</a>	08/09	Full Time Support	Tuition Fee Grant
<a href="#">08/03/2010</a>	08/09	Part Time Support	Tuition Fee Grant
<a href="#">08/03/2010</a>	08/09	Part Time Support	Tuition Fee Loan

6. Select the required report by clicking on the relevant **Report Date** link
7. Select the **Export Report** button from the **Remittance Report** page

Remittance Report

**Remittance Report - 01 March 2010** Help

Number of Tuition Fee Payments	Payment Date	Payment Type	Total Fee Amount
564	01/03/2010	Tuition Fee Grant	£ 1,000,000.00

Course Start Period	SSII	Student Surname	Student Forename	DoB	Student UCAS Number	Course Code	Course Name	Year of Course	Fee Amount (£)	Revision Ind
AUT	AAA11111111A	Tracy	Scott	01/01/1980	111111	123456	Astronomy	1	3225.00	N
AUT	AAA22222222A	Tracy	Virgil	01/01/1980	111111	234567	Aeronautics	1	3225.00	N
AUT	AAA33333333A	Tracy	Alan	01/01/1980	111111	234567	Space Walking	1	3225.00	N

## 5.2 File Import

The types of files which can be imported to the SIS are detailed below:

1. **Attendance Confirmation** Import
2. **Registration Confirmation** Import
3. **Combined Confirmation** Import

The format of the **Registration Confirmation** file and the **Combined Confirmation** file are the same (this is the same format as the existing SSAC file). The difference between these files is the number and type of confirmations that will be triggered by the file submission.

- The **Registration Confirmation** will trigger a positive registration confirmation to be submitted

- The **Combined Confirmation** import will trigger both a positive registration confirmation and an attendance confirmation code of “A” to be submitted for the first attendance confirmation.

### 5.2.1 Attendance File Import

SIS will allow users to import a file containing up to 50,000 attendance records. The format of the file is the same as the **Summary Student Attendance Information** - the file format previously used by HEIs to confirm attendance to SLC (the existing ACR file format).

In order to import an attendance file users with the “HEI Attendance Administrator” role will:


1. Log into the **HE Portal**
2. Select **Student Information Service**.
3. Select **Attendance Home > Import Attendance**
4. Either enter the file path of the file to import or use the **Browse** button to navigate through internal file directories to select the required file.
5. Select to either import the attendance information as Saved by selecting the **Import and Save** button or to import the attendance information as Submitted by selecting the **Import and Submit** button

**Import and Save** will save the code imported into the SIS but no tuition fee or Bursary payments will be made. The HEI will still be required to submit the attendance information (either through the screens or a subsequent file import) before this will be done.

**Import and Submit** will import attendance information that will be used by the SLC to release tuition fee and Bursary payments where appropriate.

Where an attendance confirmation is outstanding for more than one liability period for a single student record, the code submitted will be applied to the earliest outstanding liability period.

You are administering **TEST TEST UNIVERSITY**

 Attendance Confirmation File Upload

**Attendance Confirmation File Upload** Help

Academic Year

Please specify a file:

YOU MUST ENSURE THAT THE ATTENDANCE CODES YOU SUBMIT ARE ACCURATE AND FOR THE CORRECT ACADEMIC YEAR

### 5.2.2 Registration File Import

SIS will allow users to import a file containing up to 50,000 registration records. The format of the file is the same as the **Summary Student Registration Information** - the file format previously used by HEIs to confirm registration to SLC (the existing SSAC file format).

In order to import a registration file users with the “HEI Registration Administrator” role will:

1. Log into the **HE Portal**
2. Select **Student Information Service**.
3. Select **Registration Home > Import Registration**
4. Either enter the file path of the file to import or use the **Browse** button to navigate through internal file directories to select the required file.
5. Select to import the registration information by selecting the **Import and Submit** button

**Import and Submit** will import registration information that will be used by the SLC to release student maintenance and Bursary payments where appropriate.

Import Registration Confirmations

You are administering **TEST TEST UNIVERSITY**

Import Registration Confirmations [Help](#)

Academic Year: 10-11

Please specify a file (.txt):  [Browse...](#)

**YOU MUST ENSURE THAT THE REGISTRATION CODES YOU SUBMIT ARE ACCURATE AND FOR THE CORRECT ACADEMIC YEAR**

[Import and Submit](#)

### 5.2.3 Combined Confirmation File Import


SIS will allow users to import a file containing up to 50,000 combined attendance and registration records. The format of the file is the same as the **Summary Student Registration Information** - the file format previously used by HEIs to confirm attendance to SLC (the existing SSAC file format).

In order to import a combined file users with the “HEI Combined Administrator” role will:

1. Log into the **HE Portal**
2. Select **Student Information Service**.
3. Select **Combined Home > Import Combined Confirmations**
4. Either enter the file path of the file to import or use the **Browse** button to navigate through internal file directories to select the required file.
5. Select to import the attendance and registration information by selecting the **Import and Submit** button

**Import and Submit** will import attendance information that will be used by the SLC to release tuition fee, student maintenance and Bursary payments where appropriate.

You are administering **TEST TEST UNIVERSITY**

 **Import Combined Confirmations**

**Import Combined Confirmations** Help

Academic Year:

Please specify a file (.txt):

**YOU MUST ENSURE THAT THE CODES YOU SUBMIT ARE ACCURATE AND FOR THE CORRECT ACADEMIC YEAR**

## 6. Versioning

SLC have tried to ensure that the format of the files which will be imported into the SIS for attendance, registration and combined confirmations are the same as formats previously used. This is to avoid HEIs having to make any changes to systems and/or processes which supported the previous method of file submission to SLC.

A new file format (the Extended Student Information File) has been created but this also is based on the previous file format.

SLC do not envisage making any changes to the format of the import files but if this is unavoidable, a new version of this document including the updated file definitions will be issued.

## 7. File Definitions

### 7.1 Summary Student Attendance Information File

Refer to [Appendix B](#) for details of the fields contained within the Summary Student Attendance Information file.

### 7.2 Summary Student Registration Information File

Refer to [Appendix C](#) for details of the fields contained within the Summary Student Registration Information file.

### 7.3 Attendance Confirmation Report File

Refer to [Appendix B](#) for details of the fields contained within the Attendance Confirmation Report file.

### 7.4 Registration Confirmation Report File

Refer to Appendix C for details of the fields contained within the Registration Confirmation Report file.

## 7.5 Extended Student Information File

Refer to Appendix E for details of the fields contained within the Extended Student Information file.

## 7.6 Attendance Import File

Refer to [Appendix B](#) for details of the fields contained within the Attendance Import file.

## 7.7 Registration Import File

Refer to [Appendix D](#) for details of the fields contained within the Registration Import file.

J

## 7.8 Combined Confirmation Import File

Refer to Appendix D for details of the fields contained within the Combined Confirmation Import file.

## 7.9 Remittance Report File

Refer to [Appendix F](#) for details of the fields contained within the Remittance Report file.

## 7.10 Student Information, Attendance and Registration File Formatting

All file types exported by and imported into SIS must follow the rules described below:

- Be a tilde (~) delimited file (a csv style file which separator between each attribute is a tilde '~' character).
- Have a file extension of '.out' (when importing the file ".txt" files will also be accepted. When exporting the extended file format, the default file extension will be ".txt")
- Have a filename containing no more than 100 characters.
- Not contain over 50,000 student's details.
- Contain a one line header section with information about the HEI separated by a carriage return from a students' details section. Each student record in the details section will also be separated by a carriage return.

## 7.11 Remittance Report File Formatting

The Remittance Report file exported from SIS will follow the rules described below:

- Be a tilde (~) delimited file (a csv style file which separator between each attribute is a tilde '~' character)
- Have a file extension of '.dat'
- Have a filename in the format '<HEI Code>\_<Academic Year>\_<Support Type>\_<Payment Type>\_<Export Date>\_remittance.dat' for example 'TEST\_2009\_FT\_T\_19052010\_remittance.dat'

- Contain a one line header row with summary information separated by a carriage return from a students' details section. Each student record in the details section will also be separated by a carriage return.

## 8. Import Security & Validation

When the basic file format is imported to be saved or submitted, validations will be run against the file to ensure that the data being submitted is valid. Most validations will be carried out off-line.

There are two types of validation which will be carried out. These are detailed in the sections below.

### 8.1 Authentication

As the users will be importing the file from an HE Portal screen, the authentication carried out will be the validation of the username, password and secret answer used to log into the HE Portal which is currently implemented.

If the user fails authentication, the user will be asked to provide the correct login details. If three invalid attempts are made, the user account will be suspended.

Assistance on any issues relating to user accounts can be requested by contacting the HEI Services mailbox: [HEI\\_Services@slc.co.uk](mailto:HEI_Services@slc.co.uk)

### 8.2 Business Authorisation

#### 8.2.1 Initial File Validation

This validation process performs a number of checks on the submitted file. These will be carried out in real time and are detailed in the sections below.

- **Initial File Format Validation** - This validation checks the following:
  - File is of the expected type i.e. has a file extension of '.out' or '.txt'
  - There are no more than 50,001 lines in the imported file
  - There is at least 1 record in the file
  - The filename is no longer than 100 characters (if the filename is longer than this, the system will truncate the filename to 100 characters)
- **Duplicate File Validation** - This validation checks that the file submitted has not been submitted before. In order to do this, a checksum value is created from each file and the value is compared to previous submissions to identify any duplicate checksum values.

If the file is identified as a duplicate, a message will be displayed – ***"This file has already been submitted. Please select another file"***.

If the file fails any of these validations, the system will not import the file and a message will be displayed to the user.

If the file has passed these validations, the system will import the file and a message will be displayed to the user to confirm this.

## 8.2.2 Full File Validation

Once the file has been imported, the system will carry out the following full file validation offline:

- **File Format Validation** - This validation checks that:
    - The file has the correct number of columns
    - The format of the data in the columns is correct (refer to Appendices)<sup>1</sup>
  - **Business Authentication** - This involves validation to confirm that the previously authenticated user is submitting a file which contains their HEI code. If the authorisation validation fails, an error will be shown.
  - **File Header Validation** – This validation checks that the totals contained in the file header (Number of Records, Total Tuition Fee Loan Payable, Total Tuition Fee Grant Payable and Total Tuition Fees Student Pays) are correct in relation to the detail records contained within the file. This rule only applies to the attendance file
- Mandatory Fields** - The system will check that all mandatory fields have been provided. All columns within the file format are mandatory but these column field do not always have to be populated (refer to Appendices).

## 8.2.3 Business Rule Validation

Once the file submitted has passed through the Full File Validation (above), the business rule validations will be run. These will also be run offline.

Business rule validations are more detailed checks against the data. For example, a business rule validation would check that an attendance confirmation is required for the student details imported.

The Business Rule Validation will check that

- Any record whose attendance confirmation code is either blank (“”) or underscore (“\_”) will not be saved or submitted into the SIS.
- Any record whose attendance confirmation code does not match any of the allowable values (refer to [Appendix A](#)), will remain unchanged but a count of the records where this is the case will be shown on the “**Attendance Confirmation Import Results**” screen (refer to [Section 8.3](#)).
- The record can be matched to a unique HEI, Course, Course Year, Academic Year and Student in SIS.

---

<sup>1</sup> The encoding type used by SLC’s system is UTF-8. Any import files created should use this coding type to ensure that the data is received by SLC correctly.

- SLC require an attendance, a registration confirmation or both for the combined confirmation to be confirmed by the HEI for the record.
- The attendance, registration or combined confirmation has been provided against the most recent tuition fee data i.e. the amounts in the Tuition Fee Loan, Tuition Fee Grant and Tuition Fee Student fields within the Attendance Confirmation File match those in SIS

**Note:** In order to carry out this check the Tuition Fee Loan, Tuition Fee Grant and Tuition Fee Student fields are now mandatory.

### 8.3 Submission Summary

As some of the validation is carried out offline, the results of any file submission may not be available for up to 24 hours after the file has been imported into the SIS.

The status of the file and (once the import has been completed) the results of the import can be viewed through the relevant **Import Results** screen.

These screens will allow users to filter the files which have been submitted. A list of files which meet the filter criteria entered will be displayed.

If the system has completed the validation of the file (if the status is Failed or Successful) then the user can select the filename. The system will then display the results of the imported file.

The status of the file will be shown as Failed if any one of the records within the file has failed validation. The status will only be shown as Successful if all of the records within the file have passed all validations.

Import File Results					
HEI Code	Upload Date	Academic Year	Import Type	Import Status	Filename
TEST	01/01/2010	06/07	Submit	Failed	<a href="#">File 1</a>
TEST	01/01/2010	08/09	Submit	Successful	<a href="#">File 2</a>
TEST	01/01/2010	09/10	Submit	Successful	<a href="#">File 3</a>
TEST	01/01/2010	09/10	Save	Processing	File 4

[Home](#)

[Back to Top](#) ↑

Once the file has been processed, the results of the submission can be viewed by clicking on the **Filename** link for the relevant report. The relevant **Import Results** screen will then be displayed detailing summary file information (for example, the number of records contained in the file, the number of invalid records and the number of records provided with no attendance code). The screen also provides a break down grouped by the confirmation code with the records successfully processed and the ones that failed validation.

Details of any validation errors are shown in the section at the bottom of the screen.

An example of the attendance screen is shown below:

You are administering **TEST UNIVERSITY**

### Attendance Confirmation Import Results Help

Date From (dd/mm/yyyy)  Date To (dd/mm/yyyy)

Import Type  Import Status

Academic Year

---

### Results Overview Help

Total Records

Number of Invalid Records (see below)

Number of Blank Codes

Attendance Code	Number Successful	Number Failed (see below)	Total
A	1	1	12
C	2	2	24
S	3	3	36
X	4	4	48
F	5	5	60
L	6	6	60
N	7	7	60
<b>Total</b>	<b>28</b>	<b>28</b>	<b>56</b>

---

### Import Error Details

Row Number	Error Type	Error Details
11	Mandatory Field Error	Attendance Code is a mandatory field
22	Business Rule Error	An attendance confirmation is not required for this student at this time

## 8.4 Processing attendance confirmations

For each student whose attendance information has passed all of the validation, SIS will:

- If the code corresponds to a fee paying code (refer to [Appendix A](#)), tuition fee payments will be released to the HEI and Bursary payments (where the payment trigger is “Attendance Confirmation”) will be released to the student. Submission of a non fee paying code will stop tuition fee payments.
- When a non fee paying code is provided or an attendance notification of “student suspended studies” (which releases tuition fee payments) is confirmed, the SIS will create a reminder that a CoC should be raised for that particular student. This reminder will be presented on the new CoC Worklist within the Student Information Service. Note that from 12/13 onwards an attendance notification of “student suspended studies” will not release tuition fee payments until the student resumes.

## 8.5 Processing registration confirmations

For each student whose registration information has passed all of the validation, SIS will release maintenance and bursary payments (where the payment trigger is “Registration Confirmation”).

## 9. Data Volumes

A file which is submitted through any Import Portal screen must contain a minimum of 1 and a maximum of 50,000 student details.

There is however, no limit to the number of files which can be submitted by an HEI.

## 10. External Testing

SLC will make a test environment available to HEIs on which they can test the interaction between their systems and SLC's systems.

The infrastructure and code deployed on this test system is a reproduction of SLC's live system. The data used in the system is dummy data which is representative of the live information held by SLC. No live data will be held on **or should be submitted to** this environment.

Assistance on any issues relating to testing can be requested by contacting the HEI Services mailbox: [HEI\\_Services@slc.co.uk](mailto:HEI_Services@slc.co.uk)

## Appendix A – Attendance Codes

Attendance Code	Definition	Fee Paying Code
<b>A</b>	HEI agrees that the student is in attendance for the attendance date, course and course year shown and they agree with the Course Tuition Fee Amount and the Liability (combination of Tuition Fee Loan and Student Pays). It is important that the HEI ensures that the fee liability is correct, as using code A will result in the fee loan and/or grant showing on the Attendance Confirmation report as being paid.	Yes
<b>C</b>	Student is in attendance at the institution but on a different course and/or year of course to those shown on the schedule. (For example, the year of course may be shown as '2' on the schedule when the student is in fact repeating the first year).	No
<b>F</b>	Student is in attendance; however HEI disagrees with the course fee.	No
<b>L</b>	Student is in attendance at the HEI, on the Course and Course Year indicated. However the HEI disagrees with the Liability (combination of Tuition Fee Loan and Student Pays) but undertakes to make reparations to the student such that the liability will be correctly discharged and no overpayment of Tuition Fee support to that institution will exist.	Yes
<b>N</b>	Student is in attendance at the HEI, on the Course and Course Year indicated. However the HEI disagrees with the Liability (combination of Tuition Fee Loan and Student Pays) but does not undertake to make reparations to the student such that the liability would be correctly discharged and no overpayment of Tuition Fee support to that institution would exist.	No
<b>X</b>	Student is Not In attendance on the relevant attendance date, except when the student had suspended their studies.	No
<b>S</b>	Studies suspended.	If the AY of the submission is 11/12 or earlier this will be classed as a fee paying code.  If it is from 12/13 onwards this will be classed as a non fee paying code

## Appendix B – Summary Student Attendance Information/Attendance Confirmation Report/Import File Definition

The format of the file which will be exported as the **Summary Student Attendance Information** or **Attendance Confirmation Report** or imported is shown below:

The “mandatory” column in the table below details whether a value needs to be populated within the column in the file (as all of the columns in the file are mandatory).

For example all fields in the header need to be populated but column 12 in the student detail section can be NULL (shown as ~~)

The header will be made up of the following fields:

Column	Data	Description	Field Type (Max Field Size) - Format	Mandatory	Example Values
1.	HEI Code	The identifier for the College. Either an HEI UCAS Code or HEI SLC Code should be supplied.	Alphanumeric (4)	Yes	MANU / M20"
2.	HEI Name	The full name of the HEI as held by SLC	Alphanumeric (50)	Yes	University of Leeds
3.	Schedule Issue Date	The date on which the export was created	Date (8) – DDMMYYYY	Yes	11031980
4.	Number of Records	Number of students included in the export	Numeric (5,0)	Yes	35000
5.	Total Tuition Fee Loan Payable	Total value of tuition fee loans requested by students	Numeric (11,2)	Yes	59365.10
6.	Total Tuition Fee Grant Payable	Total value of grant payments that will be made on behalf of students	Numeric (11,2)	Yes	5864.50
7.	Total Tuition Fees Student Pays	Total value of payments to be made by students to the HEI in question	Numeric (11,2)	Yes	185000.25

The student detail section will be made up of the following fields, with each student being separated by a carriage return:

Column	Data	Description	Field Type (Max Field Size) - Format	Mandatory	Example Values
8.	Course Start Period	Code indicating which period the course started in	Alphabetic (3)	Yes	Allowable Values: <ul style="list-style-type: none"> <li>• AUT</li> <li>• WIN</li> <li>• SPR</li> <li>• SUM</li> </ul>
9.	Student Support Number	The Student Support Number Identifier	Alphanumeric (13)	Yes	ABCD09123456A
10.	Surname	Student's Surname	Alphanumeric (50)	Yes	Smith
11.	Forename	Student's Forename	Alphanumeric (50)	Yes	John
12.	Birth Date	Student's date of birth	Date (8) – DDMMYYYY	No	11031980
13.	UCAS Number	UCAS student identifier	Alphanumeric (9)	No	083917150
14.	Course Code	UCAS Course code if present. Otherwise the SLC course code.	Alphanumeric (6)	Yes	123456 / XX99X
15.	Course Name	The name of the course being studied by the student.	Alphanumeric (41)	Yes	MATHS AND PHYSICS
16.	Course Year	Year of course being which the student is studying	Numeric (1)	Yes	3
17.	Course Fee Amount	The total amount of tuition fees which will be paid to the HEI	Numeric (5,2)	Yes	99999.99
18.	Tuition Fee Loan	The loan amount requested by the student that will be paid towards the course tuition fee amount.	Numeric (5,2)	Yes	99999.99
19.	Tuition Fee Grant	The amount of grant that will be paid towards the course tuition fee amount	Numeric (5,2)	Yes	99999.99
20.	Tuition Fee Student	The amount of tuition fees which will be paid directly to the HEI by the student	Numeric (5,2)	Yes	99999.99

Column	Data	Description	Field Type (Max Field Size) - Format	Mandatory	Example Values
21.	Student Status	Latest Support Notification Status.	Alphabetic (1)	Yes	Allowable Values: <ul style="list-style-type: none"> <li>• F</li> <li>• P</li> <li>• S</li> <li>• N</li> </ul>
22.	Issue Date	Date of Issue from the Support Notifications	Date (8) – DDMMYYYY	Yes	11031980
23.	New Record	Flag to confirm whether the details relate to a newly approved support notification	Alphabetic (3)	Yes	Allowable Values: <ul style="list-style-type: none"> <li>• NEW</li> <li>• Blank</li> </ul>
24.	Revision Indicator	Flag to indicate if this is a revision of an existing record	Alphabetic (1)	Yes	Allowable Values: <ul style="list-style-type: none"> <li>• R</li> <li>• N</li> </ul>
25.	Bursary Student flag	Flag to indicate whether the student has had a bursary approved by the HEI through the HE Bursaries system	Alphabetic (1)	Yes	Allowable Values: <ul style="list-style-type: none"> <li>• Y</li> <li>• N</li> </ul>
26.	Valid NINO flag	Flag to indicate whether the student has provided SLC with a valid National Insurance number or not	Alphabetic (1)	Yes	Allowable Values: <ul style="list-style-type: none"> <li>• Y</li> <li>• N</li> </ul>
27.	Disabled Distance Learner	Flag to indicate whether the student is a disabled distance learner	Alphabetic (1)	Yes	Allowable Values: <ul style="list-style-type: none"> <li>• Y</li> <li>• N</li> </ul>
28.	Attendance Confirmation Code	This field will either be populated with the Attendance confirmation code the HEI has input for the student record or it will be blank. Please note that the attendance confirmation code will apply to the earliest outstanding period	Alphabetic (1)	No	Allowable values: <ul style="list-style-type: none"> <li>• A</li> <li>• C</li> <li>• F</li> <li>• L</li> <li>• N</li> <li>• S</li> <li>• X</li> </ul>

Column	Data	Description	Field Type (Max Field Size) - Format	Mandatory	Example Values
					'_' (underscore)

DRAFT

## Appendix C – Summary Student Registration Information/Registration Confirmation Report File Definition

The format of the file which will be exported as the **Summary Student Registration Information** or **Registration Confirmation Report** is shown below:

The “mandatory” column in the table below details whether a value needs to be populated within the column in the file (as all of the columns in the file are mandatory).

The file header will be made up of the following fields:

Column	Data	Description	Field Type (Max Field Size) - Format	Mandatory	Example Values
1.	Record Type	Fixed text marker to flag the record as a header record	Alphabetic (2)	Yes	'HH'
2.	Academic Year	The academic year to which the confirmations relate	Numeric (2,0)	Yes	10 for 2010
3.	HEI Code	The identifier for the College. Either an HEI UCAS Code or HEI SLC Code should be supplied.	Alphanumeric (4)	Yes	MANU / M20"
4.	Sequence Number	Combination of Sequence Number and Location Code is unique within the HEI and Academic Year for the file type. Field is right justified with leading zeros	Numeric (3,0)	Yes	001-999
5.	File Type	Static value	Alphabetic (2)	Yes	'CR' (Confirmation Report)

The file detail section will have the following format:

Column	Data	Description	Field Type (Max Field Size) - Format	Mandatory	Example Values
1	Issue Date	Issue date of the report	DATE	Y	DDMMYYYY 20122011
2.	Academic Year	Academic Year of the application for support. Must match the academic year in the header	Numeric (2,0)	Y	10 for 2010
3.	Title	Applicant's title	Alphabetic (10)	Y	Mr
4.	Forename	Applicant's forename	Alphanumeric (50)	N	HUGH
5.	Middle Name/Initial	Applicants middle name	Alphanumeric (50)	N	SLATER
6.	Surname	Applicant's surname	Alphanumeric (50)	N	THOMSON
7	Sex	Applicant's sex	Alphabetic (1)	Y	M or F
8	Date of Birth	Applicant's date of birth	DATE	Y	DDMMYYYY 01011953
9	UCAS Number	Applicant's UCAS identifier	Alphanumeric (9)	N	083917150
10	UCAS Course Code	UCAS course identifier	Alphanumeric (6)	N	517064
11	SLC Course Code	SLC course identifier	Numeric (6)	N	517064
12	Course Short Name	SLC course short name	Alphanumeric (40)	N	HISTORY
13	Course Year	Year of study	Numeric (1)	Y	1
14	Course Start Date	Date of term one start	DATE	N	DDMMYYYY
15	Student Address	Applicant's home address	Alphanumeric (340)	N	82 Alexandra Road Ashford Common Ashford Middlesex
16	Post Code	Applicant's home post code	Alphanumeric ( 8)	N	TW151SZ
17	SSN	Applicant's student support number	Alphanumeric (13)	Y	XXXX99999999X SURY01043843P
18	Course Tuition Fee Amount	Fee amount as instructed by the student	Numeric (7,2)	Y	000000.00

Column	Data	Description	Field Type (Max Field Size) - Format	Mandatory	Example Values
19	Tuition Fee Loan Payable	Portion of fee paid by Tuition Fee Loan (as requested by student)	Numeric (7,2)	Y	0000000.00
20	Tuition Fee Grant Payable	Portion of fee paid by Tuition Fee Grant	Numeric (7,2)	Y	0000000.00
21	Tuition Fee Student Payable	Portion of fee which SLC expect to be paid directly by the student	Numeric (7,2)	Y	0000000.00
22	Loan Applied For	Indicates student has applied for a maintenance loan.	Alphabetic (1)	Y	F – Full Entitlement P – Part Entitlement N – No
23	Grant Payable	Indicates student has supplementary grant entitlement	Alphabetic (1)	Y	Y or N
24	FSN Status	Student Notification Status	Alphabetic (1)	N	F – Final P – Provisional D – Deceased K – Resumption (3 <sup>rd</sup> term) N – Resumption (2 <sup>nd</sup> term) S – Suspended T – Transfer (Fees to previous HEI) V – Transfer (Fees to new HEI) W – Withdrawn (Final) Y – Withdrawn (Provisional) Z – Study in second term only
26	Bank Details Held	Student has supplied bank details	Alphabetic (1)	Y	Y or N

Column	Data	Description	Field Type (Max Field Size) - Format	Mandatory	Example Values
27	Attendance Confirmed	Indicates whether confirmation is required or not	Alphabetic (1)	Y	Y or N
28	Valid NINO	Indicates that a valid NINO has been provided or valid reason supplied for non-provision	Alphabetic (1)	Y	Y or N
29	Disabled Distance Learner	Applicant is a distance learner for reasons of a disability	Alphabetic (1)	Y	Y or N

The file footer will be made up of the following fields:

Footer Record (Fixed Length)			
Position	Field Name	Format	Description
1-2	Record Type	TT	Fixed text marker to flag the record as a trailer record
3-8	Record Count	6 numbers	The number of records in the file. Right justified with leading zeros

## Appendix D – Registration Confirmation Import File Definition

The format of the file which will be imported is shown below:

The “mandatory” column in the table below details whether a value needs to be populated within the column in the file (as all of the columns in the file are mandatory).

The file header will be made up of the following fields:

Column	Data	Description	Field Type (Max Field Size) - Format	Mandatory	Example Values
1.	Record Type	Fixed text marker to flag the record as a header record	Alphabetic (2)	Yes	'HH'
2.	Academic Year	The academic year to which the confirmations relate	Numeric (2,0)	Yes	10 for 2010
3.	HEI Code	The identifier for the College. Either an HEI UCAS Code or HEI SLC Code should be supplied.	Alphanumeric (4)	Yes	MANU / M20"
4.	Sequence Number	Combination of Sequence Number and Location Code is unique within the HEI and Academic Year for the file type. Field is right justified with leading zeros	Numeric (3,0)	Yes	001-999
5.	Location Code	A two digit location code representing a specific location at the HEI. Default is 01	Numeric (2,0)	Yes	01-99
6.	File Type	Static value	Alphabetic (2)	Yes	'CR' (Confirmation Report)

The file detail section will be made up of the following fields:

Column	Data	Description	Field Type (Max Field Size) - Format	Mandatory	Example Values
1	COA Date	The date on which registration has been confirmed	Numeric (8,0)	Yes	DDMMYYYY 01122011
2.	Academic Year	Must match the academic year in the header	Numeric (2,0)	Yes	10 for 2010
3.	HEI Code	The identifier for the College. Either an HEI UCAS Code or HEI SLC Code	Alphanumeric (4)	Yes	MANU / M20"

Column	Data	Description	Field Type (Max Field Size) - Format	Mandatory	Example Values
		should be supplied.			
4.	SSN	Student Support Number	Alphanumeric (13)	Yes	XXXX99999999X
5.	Course Code	The SLC or UCAS course identifier	Numeric (6,0)	No	123456
6.	Course Year	Year of study is mandatory if Course Code (above) is given	Numeric (1,0)	No	1

The file footer will be made up of the following fields:

Footer Record (Fixed Length)			
Position	Field Name	Format	Description
1-2	Record Type	TT	Fixed text marker to flag the record as a trailer record
3-8	Record Count	6 numbers	The number of records in the file. Right justified with leading zeros

## Appendix E –Extended Student Information File Definition

The format of the file which will be exported as the **Extended Student Information** is shown below:

The “mandatory” column in the table below details whether a value needs to be populated within the column in the file (as all of the columns in the file are mandatory).

For example all fields in the header need to be populated but column 12 in the student detail section can be NULL (shown as ~~)

The header will be made up of the following fields:

Column	Data	Description	Field Type (Max Field Size) - Format	Mandatory	Example Values
1.	HEI Code	The identifier for the College. Either an HEI UCAS Code or HEI SLC Code should be supplied.	Alphanumeric (4)	Yes	MANU / M20"
2.	HEI Name	The full name of the HEI as held by SLC	Alphanumeric (50)	Yes	University of Leeds
3.	Schedule Issue Date	The date on which the export was created	Date (8) – DDMMYYYY	Yes	11031980
4.	Number of Records	Number of students included in the export	Numeric (5,0)	Yes	35000
5.	Total Tuition Fee Loan Payable	Total value of tuition fee loans requested by students	Numeric (11,2)	Yes	59365.10
6.	Total Tuition Fee Grant Payable	Total value of grant payments that will be made on behalf of students	Numeric (11,2)	Yes	5864.50
7.	Total Tuition Fees Student Pays	Total value of payments to be made by students to the HEI in question	Numeric (11,2)	Yes	185000.25

The student detail section will be made up of the following fields, with each student being separated by a carriage return:

Column	Data	Description	Field Type (Max Field Size) - Format	Mandatory	Example Values
8.	Course Start Period	Code indicating which period the course started in	Alphabetic (3)	Yes	Allowable Values: <ul style="list-style-type: none"> <li>• AUT</li> <li>• WIN</li> <li>• SPR</li> <li>• SUM</li> </ul>
9.	Student Support Number	The Student Support Number Identifier	Alphanumeric (13)	Yes	ABCD09123456A
10.	Surname	Student's Surname	Alphanumeric (50)	Yes	Smith
11.	Forename	Student's Forename	Alphanumeric (50)	Yes	John
12.	Birth Date	Student's date of birth	Date (8) – DDMMYYYY	No	11031980
13.	UCAS Number	UCAS student identifier	Alphanumeric (9)	No	083917150
14.	Course Code	UCAS Course code if present. Otherwise the SLC course code.	Alphanumeric (6)	Yes	123456 / XX99X
15.	Course Name	The name of the course being studied by the student.	Alphanumeric (41)	Yes	MATHS AND PHYSICS
16.	Course Year	Year of course being which the student is studying	Numeric (1)	Yes	3
17.	Course Fee Amount	The total amount of tuition fees which will be paid to the HEI	Numeric (5,2)	Yes	99999.99
18.	Tuition Fee Loan	The loan amount requested by the student that will be paid towards the course tuition fee amount.	Numeric (5,2)	Yes	99999.99
19.	Tuition Fee Grant	The amount of grant that will be paid towards the course tuition fee amount	Numeric (5,2)	Yes	99999.99
20.	Tuition Fee Student	The amount of tuition fees which will be paid directly to the HEI by the student	Numeric (5,2)	Yes	99999.99

Column	Data	Description	Field Type (Max Field Size) - Format	Mandatory	Example Values
21.	Student Status	Latest Support Notification Status.	Alphabetic (1)	Yes	Allowable Values: <ul style="list-style-type: none"> <li>• F</li> <li>• P</li> <li>• S</li> <li>• N</li> </ul>
22.	Issue Date	Date of Issue from the Support Notifications	Date (8) – DDMMYYYY	Yes	11031980
23.	New Record	Flag to confirm whether the details relate to a newly approved support notification	Alphabetic (3)	Yes	Allowable Values: <ul style="list-style-type: none"> <li>• NEW</li> <li>• Blank</li> </ul>
24.	Revision Indicator	Flag to indicate if this is a revision of an existing record	Alphabetic (1)	Yes	Allowable Values: <ul style="list-style-type: none"> <li>• R</li> <li>• N</li> </ul>
25.	Bursary Student flag	Flag to indicate whether the student has had a bursary approved by the HEI through the HE Bursaries system	Alphabetic (1)	Yes	Allowable Values: <ul style="list-style-type: none"> <li>• Y</li> <li>• N</li> </ul>
26.	Valid NINO flag	Flag to indicate whether the student has provided SLC with a valid National Insurance number or not	Alphabetic (1)	Yes	Allowable Values: <ul style="list-style-type: none"> <li>• Y</li> <li>• N</li> </ul>
27.	Disabled Distance Learner	Flag to indicate whether the student is a disabled distance learner	Alphabetic (1)	Yes	Allowable Values: <ul style="list-style-type: none"> <li>• Y</li> <li>• N</li> </ul>
28.	Customer Reference Number	SLC's unique identifier for the student	Alphanumeric (30)	Yes	12345678912
29.	Bank Details Held Indicator	Indicates whether SLC holds bank details for the student	Alphabetic (1)	Yes	Allowable Values: <ul style="list-style-type: none"> <li>• Y</li> <li>• N</li> </ul>
30.	Attendance Status 1	The current attendance status of the student details for period 1	Alphabetic (40)	Yes	Allowable Values: <ul style="list-style-type: none"> <li>• Awaiting Attendance</li> </ul>

Column	Data	Description	Field Type (Max Field Size) - Format	Mandatory	Example Values
					Confirmation <ul style="list-style-type: none"> <li>Attendance Confirmed</li> <li>Attendance Confirmation Not Required</li> <li>Attendance Saved</li> <li>Awaiting Reassessment</li> </ul>
31.	Attendance Status 2	The current attendance status of the student details for period 2	Alphabetic (40)	No	Allowable Values: <ul style="list-style-type: none"> <li>Awaiting Attendance Confirmation</li> <li>Attendance Confirmed</li> <li>Attendance Confirmation Not Required</li> <li>Attendance Saved</li> </ul> Awaiting Reassessment
32.	Attendance Status 3	The current attendance status of the student details for period 3	Alphabetic (40)	No	Allowable Values: <ul style="list-style-type: none"> <li>Awaiting Attendance Confirmation</li> <li>Attendance Confirmed</li> <li>Attendance Confirmation Not Required</li> <li>Attendance Saved</li> </ul> Awaiting Reassessment
33.	Attendance Code 1	The Attendance Code which has been confirmed by the HEI for period 1	Alphabetic (1)	No	Allowable Values:

Column	Data	Description	Field Type (Max Field Size) - Format	Mandatory	Example Values
					<ul style="list-style-type: none"> <li>• A</li> <li>• C</li> <li>• F</li> <li>• L</li> <li>• N</li> <li>• X</li> <li>• S</li> </ul>
34.	Attendance Code 2	The Attendance Code which has been confirmed by the HEI for period 2	Alphabetic (1)	No	Allowable Values: <ul style="list-style-type: none"> <li>• A</li> <li>• C</li> <li>• F</li> <li>• L</li> <li>• N</li> <li>• X</li> </ul> S
35.	Attendance Code 3	The Attendance Code which has been confirmed by the HEI for period 3	Alphabetic (1)	No	Allowable Values: <ul style="list-style-type: none"> <li>• A</li> <li>• C</li> <li>• F</li> <li>• L</li> <li>• N</li> <li>• X</li> </ul> S
36.	Award Authority	The name of the Award Authority who is processing the students support application	Alphanumeric (100)	No	Nottingham
37.	Sponsor Bursary Consent	Indicates whether all sponsors have consented to share information for Bursary purposes	Alphabetic (1)	No	Allowable Values: <ul style="list-style-type: none"> <li>• Y</li> </ul> N
38.	Student Bursary Consent	Indicates whether the student has consented to share information for Bursary purposes	Alphabetic (1)	No	Allowable Values: <ul style="list-style-type: none"> <li>• Y</li> <li>• N</li> </ul>
39.	Child Care Grant Indicator	Indicates whether the student has applied for a Child Care Grant	Alphabetic (1)	No	Allowable Values: <ul style="list-style-type: none"> <li>• Y</li> <li>• N</li> </ul>

Column	Data	Description	Field Type (Max Field Size) - Format	Mandatory	Example Values
40.	NHS Bursary Indicator	Indicates whether the student has applied for an NHS Bursary	Alphabetic (1)	No	Allowable Values: <ul style="list-style-type: none"> <li>• Y</li> <li>• N</li> </ul>
41.	Cohort Year	The year in which a student is assessed for a period of continuous study	Numeric (4)	No	2009
42.	Registration Confirmation Indicator	This field will either be populated with the Registration Confirmation code which the HEI has input for the student record or it will be blank	Alphabetic (1)	No	Allowable values: <ul style="list-style-type: none"> <li>• Y</li> <li>• N</li> </ul>
43.	Registration Status	The registration status of the student record	Alphabetic (40)	No	Allowable values: <ul style="list-style-type: none"> <li>• Awaiting Registration Confirmation</li> <li>• Registered</li> <li>• Not Registered</li> <li>• Registration Confirmation Not Required</li> </ul>
44.	Mode of Study	Confirmation of whether the student is studying full time or part time	Alphabetic (2)	Yes	Allowable values: <ul style="list-style-type: none"> <li>• FT</li> <li>• PT</li> </ul>
45.	Current year start date	The start date for the student in the current academic year This field is only populated for 2012 cohort part time applications	DATE	No	MMYYYY

## Appendix F – Remittance Report File Definition

The “mandatory” column in the table below details whether a value needs to be populated within the column in the file (as all of the columns in the file are mandatory).

For example all fields in the header need to be populated but column 13 in the student detail section can be NULL (shown as ~~)

### File Header

Column	Header	Description	Field Format	Mandatory	Allowable Values
1.	UCAS CODE or HEI CODE	This field will show the UCAS Code of the HEI if one exists for the selected HEI. If the HEI does not have a UCAS Code then the HEI Code is shown	Alphanumeric (4)	Yes	Combination of letters, numbers, punctuation, symbols, etc. e.g. “X99” or “XXXX”
2.	HEI Full Name	The full name of the HEI	Alphanumeric (50)	Yes	Combination of letters, numbers, punctuation, symbols, etc. e.g. “TEST UNIVERSITY”
3.	Number of Data Records	Details the number of student records contained within the file (excluding the header row)	Number (6)	Yes	Value displayed with no decimal places e.g. “564”
4.	Payment Date	The date on which the payment was made to the HEI	Date	Yes	Date in the format DDMMYYYY
5.	Payment Type	Details the payment type which the report has been generated for	Alphabetic (1)	Yes	“T” – Tuition Fee Loan “G” – Tuition Fee Grant
6.	Total Fee Amount	The total fee amount for all payments made which are included in the report	Number (13,2)	Yes	Value displayed with two decimal places e.g. “1000000.00”
7.	Blank Field	This is a blank field	N/A	N/A	N/A

## Report Detail

Column	Header	Description	Field Format	Mandatory	Allowable Values
8.	Course Start Period	Details the season into which the course start date for the student falls into	Alphabetic (3)	Yes	Combination of letters. e.g. "AUT"
9.	SSN	The Student Support Number for the student	Alphanumeric (13)	Yes	Combination of letters, numbers. e.g. "XXX99999999X"
10.	Student Surname	The surname of the student	Alphanumeric (50)	Yes	Combination of letters, numbers, punctuation, symbols, etc. e.g. "Smith"
11.	Student Forename	The forename of the student	Alphanumeric (50)	Yes	Combination of letters, numbers, punctuation, symbols, etc. e.g. "John"
12.	D.O.B.	The date of birth of the student	Date	Yes	Date in the format DDMMYYYY
13.	Student UCAS Number	The UCAS identifier for the student	Number (9)	No	Combination of numbers. e.g. "999999999"
14.	Course Code	The unique identifier of the course associated with the student	Number (6)	Yes	Combination of numbers. e.g. "999999"
15.	Course Short Name	The name of the course associated with the student	Alphanumeric (41)	Yes	Combination of letters, numbers, punctuation, symbols, etc. e.g. "FINANCIAL ADMINISTRATION"
16.	Year Of Course	The year of the course which the student is currently studying	Number (1)	Yes	Number e.g. "1"
17.	Blank Field	This is a blank field	N/A	N/A	N/A
18.	Fee Amount	The fee amount which has been paid to the HEI for the student	Number (5,2)	Yes	Value displayed to 2 decimal places e.g. "3225.00"
19.	Blank Field	This is a blank field	N/A	N/A	N/A
20.	Blank Field	This is a blank field	N/A	N/A	N/A
21.	Blank Field	This is a blank field	N/A	N/A	N/A
22.	Blank Field	This is a blank field	N/A	N/A	N/A
23.	Revision Ind	Details whether this record relates to a change in the students entitlement	Text (1)	No	"R" or NULL

The export file does not have a footer record